

See and Do Introduction.

WELCOME TO PALM SPRINGS ART MUSEUM

Welcome to Palm Springs Art Museum!

We are excited to share with you works of art and architecture from our collection and hope you enjoy creating your own pieces inspired by what you learn.

Each Art Portfolio is divided into two lessons. In the first lesson, you will be introduced to an artwork from the collection and the artist who created it. This is followed by questions where you can share your ideas about what you have learned.

In the second lesson, you will create a work of art using similar processes and supplies as the artist.

We hope you have fun exploring the museum's collection and would like to encourage you to get creative! Then come visit us at the museum where you can see these works in person and share what you learned with friends and family.

Land Acknowledgement.

Every community in the United States owes its existence and vitality to people from around the world. Some were brought here against their will, some were drawn here in hope of a better life, and some have lived on this land for more generations than can be counted. Recognition of the many layers of our history is critical to building mutual respect and connection across all barriers of heritage and differences.

Palm Springs Art Museum respectfully acknowledges the ancestral homelands of the Agua Caliente Band of Cahuilla Indians and the other sovereign Indian Nations of Southern California. We recognize their ongoing cultural and spiritual connection to this land—past, present, and future.

Lesson 1: Meet the Museum.

GET INSPIRED BY MODERN ARCHITECTURE

What is a museum and why is it important?

Museums are homes to historical, scientific, cultural, and artistic objects that help us better understand the past, present, and future. Objects are studied and cared for by museum employees who share them and their discoveries with visitors. The objects in Palm Springs Art Museum's *collection* are works of art and *architecture* that have been collected over the past 80 years.



Palm Springs Art Museum, designed by E. Stewart Williams, 1976.

Photo by Lance Gerber.

Palm Springs Art Museum's world-class collection currently totals over 12,000 objects in areas of Architecture and Design, Art of the Western Americas, Modern and Contemporary Art, Photography, and Studio Glass. The collection also includes architect Albert Frey's iconic masterpiece *Frey House II*, located on the hillside above the museum. Additionally, the museum houses over 50,000 items in special collections that include archival and other materials, such as architectural drawings, photographs, historical objects, and items directly related to each special collection. These special collections serve as primary source material for the museum's curators and for researchers.

While some of the collection is on view, many of the objects are in storage. The museum has the responsibility to care for and preserve all of the works of art so that they can be seen and studied by visitors and professionals well into the future. In the museum galleries, works of art rotate and are on view in changing displays so that different pieces can be seen at different times by visitors. Other museums sometimes borrow works so that they can be presented in new places. Some museums, including Palm Springs Art Museum, also organize and host traveling *exhibitions* (art displays) with artwork from museums and private collections from around the world.

ABOUT THE ARCHITECTURE AND ARCHITECT



E. Stewart Williams on the construction site of the Palm Springs Desert Museum, 1974.

The photographs and drawings in your Art Portfolio are of the Palm Springs Art Museum built in 1974 and the Architecture and Design Center, Edwards Harris Pavilion completed in 1960.

E. Stewart Williams (1909–2005) is the architect of the Palm Springs Art Museum and our Architecture and Design Center, Edwards Harris Pavilion. A longtime resident of Palm Springs, he became known for combining natural materials from the local environment with the precision of International Style Modernism in numerous projects that include houses, schools, hotels, banks, religious buildings, and educational and cultural institutions.

Share Your Thoughts.

ANSWER THE QUESTIONS BELOW!



1

What do you think the Architect E. Stewart Williams had to consider in his design process for the Palm Springs Art Museum? Make a list.

2


What would you like to see
in a museum design?
Make a list.

3

If you could start your own museum, what would you collect and why?

4

Design your own museum and sketch out your ideas. You might think about the museum's name, where it is located, and who will visit the museum.

[illegible]

Glossary

ARCHITECTURE The art and science of designing buildings; an architect is a person who imagines and plans the size, shape, color, materials and style of a building.

COLLECTION A group of objects brought together by an individual or a museum; these objects might share characteristics, such as a time period or creative approach, such as photography.

COLOR WHEEL A diagram that shows the relationship of colors.

COMPLEMENTARY COLORS Colors that appear opposite on the color wheel and enhance one another when they are next to each other; examples are green and red, yellow and purple, orange and blue, etc.

CONTEMPORARY ART Art made in the present time by artists working recently or today; the term can also refer to art made since the 1960s, which was a time of significant shifts in art-making practices.

EXHIBITION A presentation of artworks or objects that relate to one another through themes or approaches.

INTERNATIONAL STYLE MODERNISM was a kind of architecture that developed in the first half of the 20th century. The architectural practitioners used new technology and mass-produced material. It favored simple design over color and decoration. The style can be seen around the world and inspired the architecture built in the mid-century (1960s) in the Palm Springs area.

MODERN ART A style of art that challenged traditional approaches of art making. Beginning in the late 1800s and up until the 1950s, artists experimented with new ideas and ways of seeing the world; many were inspired by new technology and scientific discoveries.

WESTERN ART Works of art, including paintings, sculptures, drawings, prints, furniture, and other decorative arts by North American artists from the nineteenth century (1800s) and more recent times focused on the presentation and interpretation of western themes.

Lesson 2: Color! Color! Color!

The drawings in today's activity were created by Danny Heller, a Coachella Valley artist, whose own work has been inspired by the architecture of E. Stewart Williams.

- Supplies**
- Crayons, colored pencils, and/or markers
 - Drawings by Danny Heller

INSTRUCTIONS

- Step 1**
- Select one or both drawings of the Palm Springs Art Museum and the Architecture and Design Center, Edwards Harris Pavilion on the next page.



- Step 2**
- Add color using color pencil, crayon, or marker.

Palm Springs Art Museum, Architecture and Design Center, Edwards Harris Pavilion, originally designed by E. Stewart Williams, 1960 and restored by Marmol Radziner in 2014.

Drawing © Danny Heller, 2020. Coloring by Tom Johnson.

● Did you know colors have relationships with one another?

It is the reason why some colors appear to enhance other colors when they are next to each other. These color pairings are called complementary colors.

● Mixing together the right combinations can also create different colors.

A color wheel shows the relationship of colors, which are divided into three groups:

1

Primary colors **red**, **yellow** and **blue** are original and cannot be made by mixing other colors.

2

Secondary colors **orange**, green and **purple** are made by mixing two primary colors together.

red + **yellow** = **orange**

yellow + **blue** = **green**


blue + **red** = **purple**

3

Tertiary colors are made by mixing a primary color with a secondary color. They are **red-orange**, **yellow-orange**, **red-violet**, **blue-violet**, **blue-green** and **yellow-green**

Below: Palm Springs Art Museum, Architecture and Design Center, Edwards Harris Pavilion, originally designed by E. Stewart Williams, 1960 and restored by Marmol Radziner in 2014.


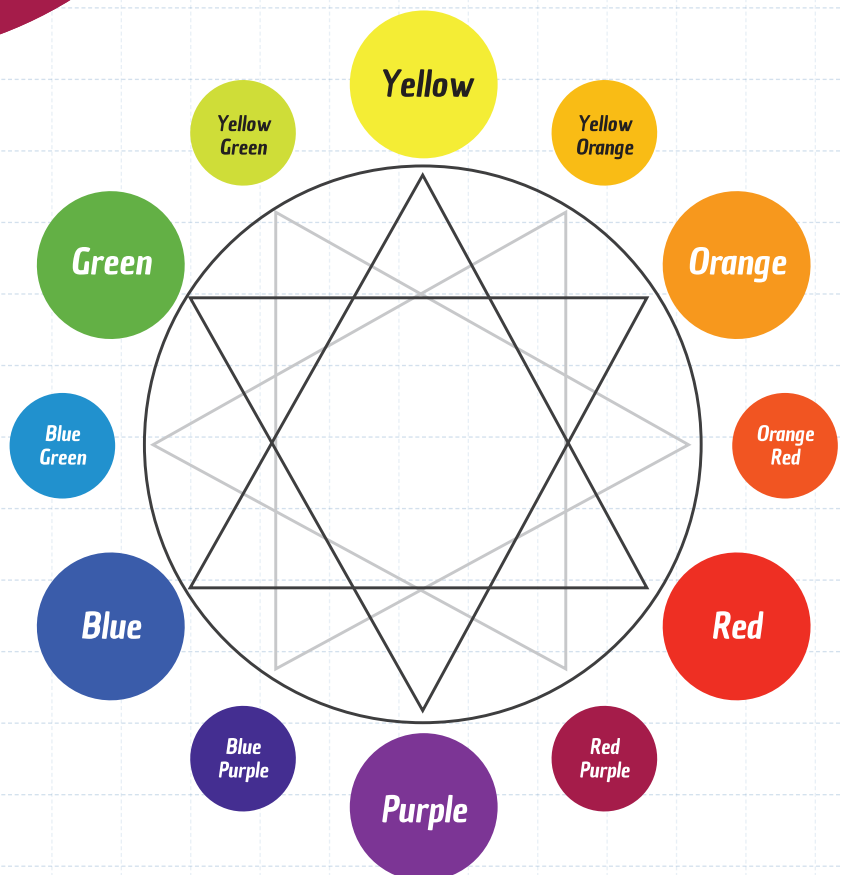
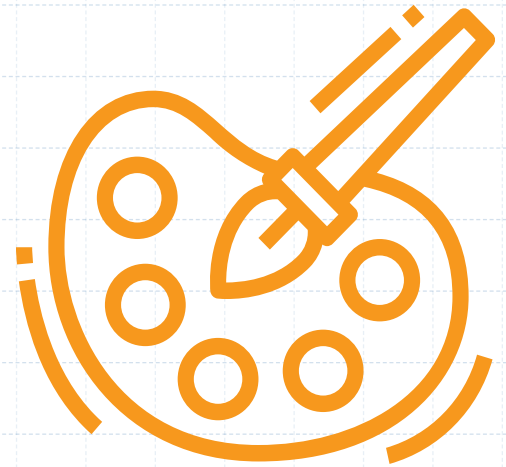
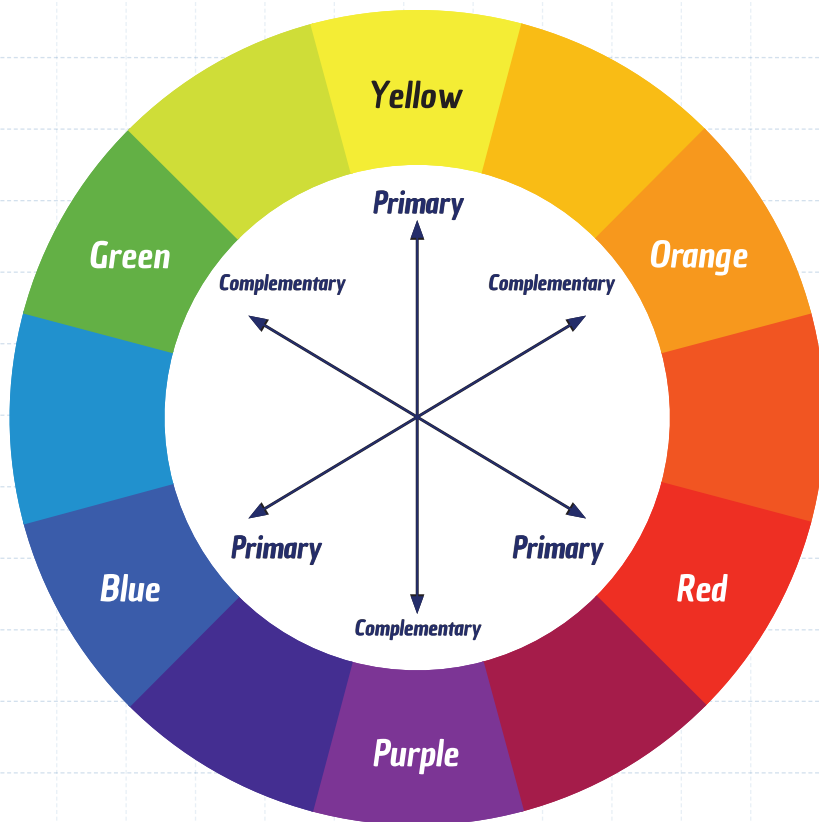
Drawing © Danny Heller, 2020




Above: Palm Springs Art Museum, designed by E. Stewart Williams, 1976

Drawing © Danny Heller, 2020

Color Wheels.



See and Do. Lesson 1, Architecture.



**Palm Springs
Art Museum**

California Arts Standards for Visual Arts
(Lessons also integrate the
Common Core State Standards)

3.VA:Pr6, 4.VA:Pr6, 5.VA:Pr6

3.VA:Pr4, 4.VA:Pr4, 5.VA:Pr4

3.VA:Cr1.2, 4.VA:Cr1.2, 5.VA:Cr1.2

Palm Springs Art Museum's Education Program for elementary school children is generously supported by the Richard Brooke Foundation. Funding is also provided by the Helzel Family Foundation, Anderson Children's Foundation, Palm Springs Unified School District, and US Bank.